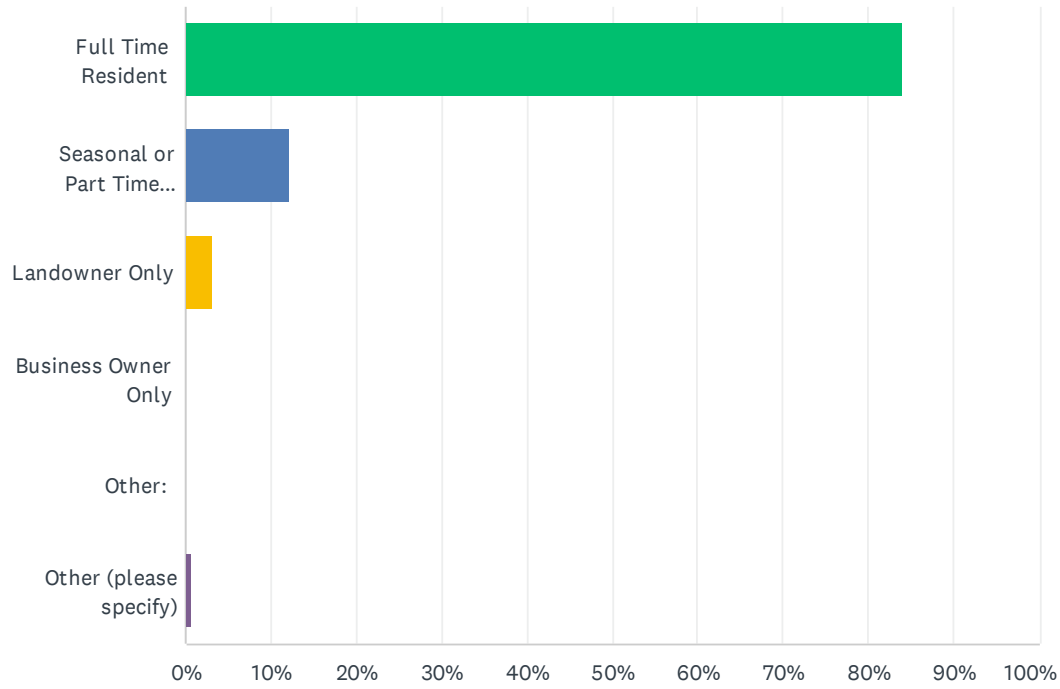


Q1 What Best Describes Your Connection to Danbury?

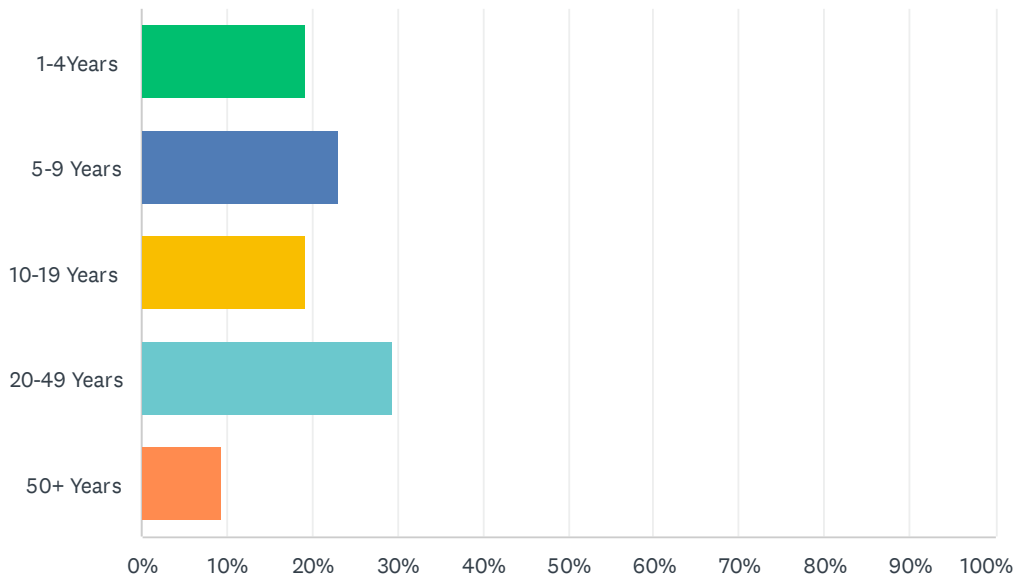
Answered: 182 Skipped: 1



ANSWER CHOICES	RESPONSES	
Full Time Resident	84.07%	153
Seasonal or Part Time Resident	12.09%	22
Landowner Only	3.30%	6
Business Owner Only	0.00%	0
Other:	0.00%	0
Other (please specify)	0.55%	1
TOTAL		182

Q2 How Long have You been Connected to Danbury?

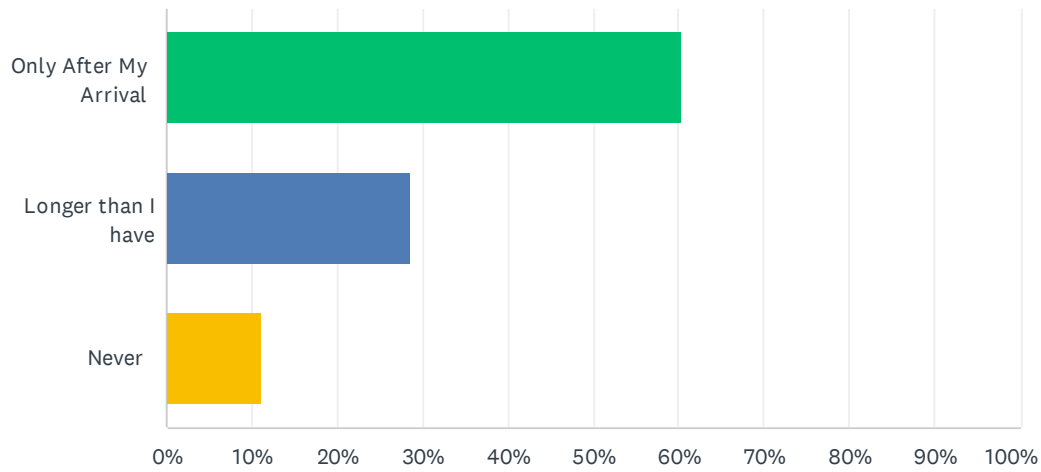
Answered: 183 Skipped: 0



ANSWER CHOICES	RESPONSES	
1-4Years	19.13%	35
5-9 Years	22.95%	42
10-19 Years	19.13%	35
20-49 Years	29.51%	54
50+ Years	9.29%	17
TOTAL		183

Q3 How Long has Your Family been Connected to Danbury?

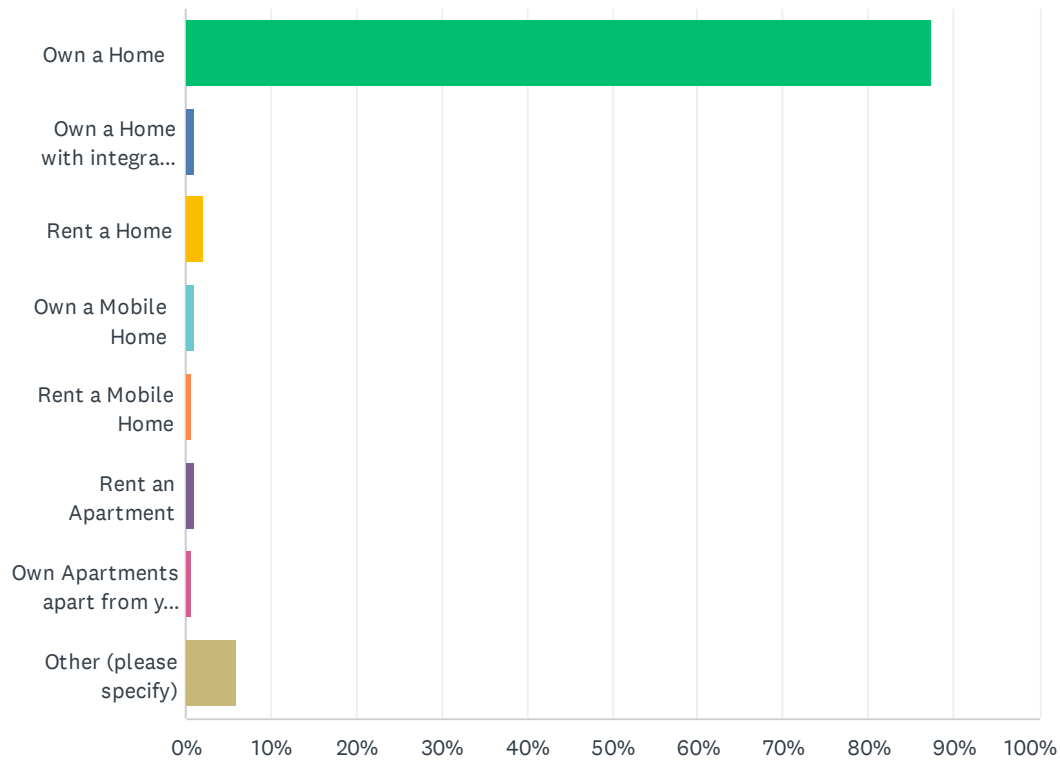
Answered: 182 Skipped: 1



ANSWER CHOICES	RESPONSES	
Only After My Arrival	60.44%	110
Longer than I have	28.57%	52
Never	10.99%	20
TOTAL		182

Q4 Do You Now:

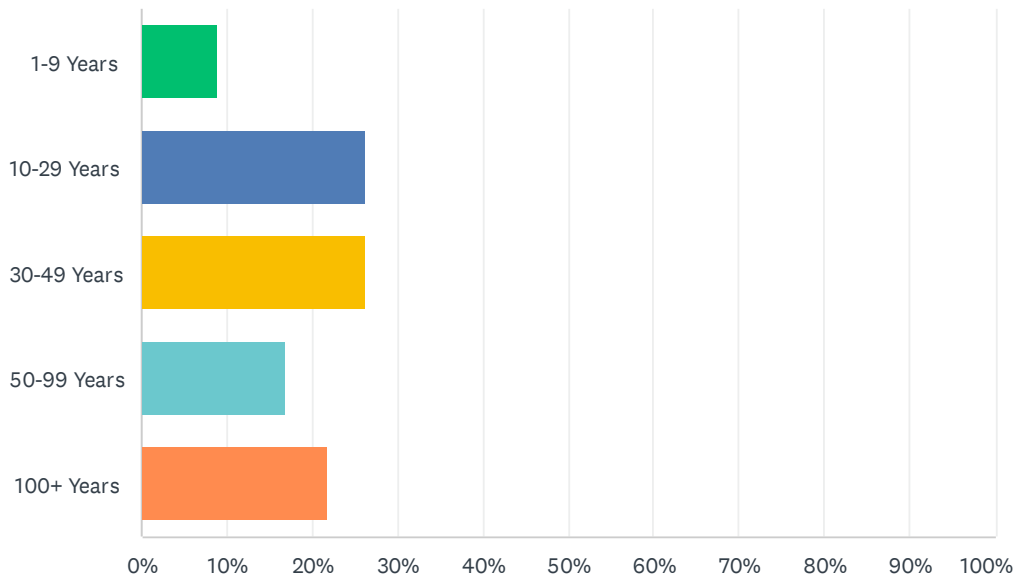
Answered: 182 Skipped: 1



ANSWER CHOICES	RESPONSES	
Own a Home	87.36%	159
Own a Home with integral Rental Units	1.10%	2
Rent a Home	2.20%	4
Own a Mobile Home	1.10%	2
Rent a Mobile Home	0.55%	1
Rent an Apartment	1.10%	2
Own Apartments apart from your Home	0.55%	1
Other (please specify)	6.04%	11
TOTAL		182

Q5 Approximately How Old is Your Dwelling in Danbury?

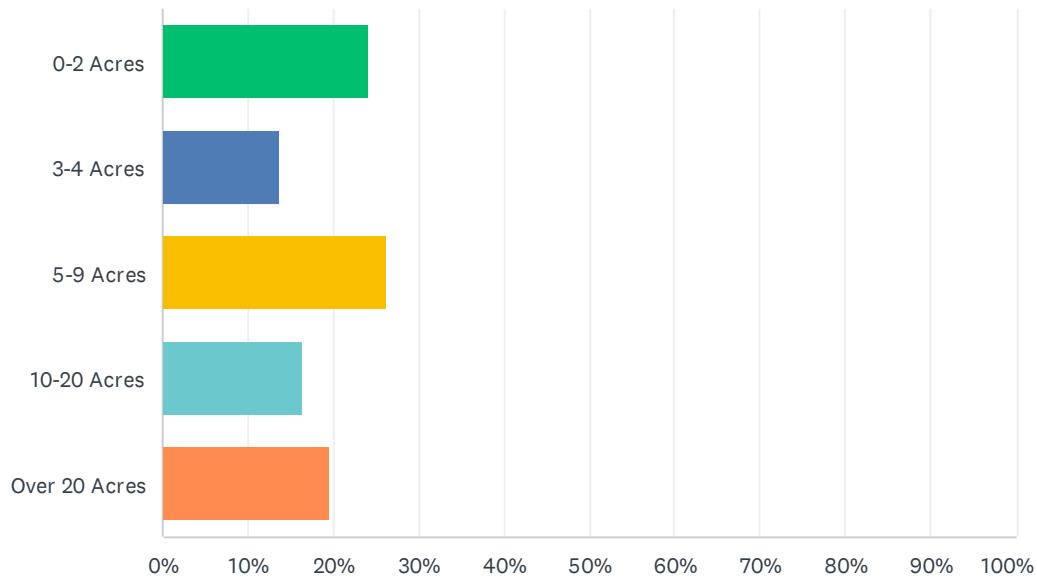
Answered: 179 Skipped: 4



ANSWER CHOICES	RESPONSES	
1-9 Years	8.94%	16
10-29 Years	26.26%	47
30-49 Years	26.26%	47
50-99 Years	16.76%	30
100+ Years	21.79%	39
TOTAL		179

Q6 How Big is Your Dwelling's Lot?

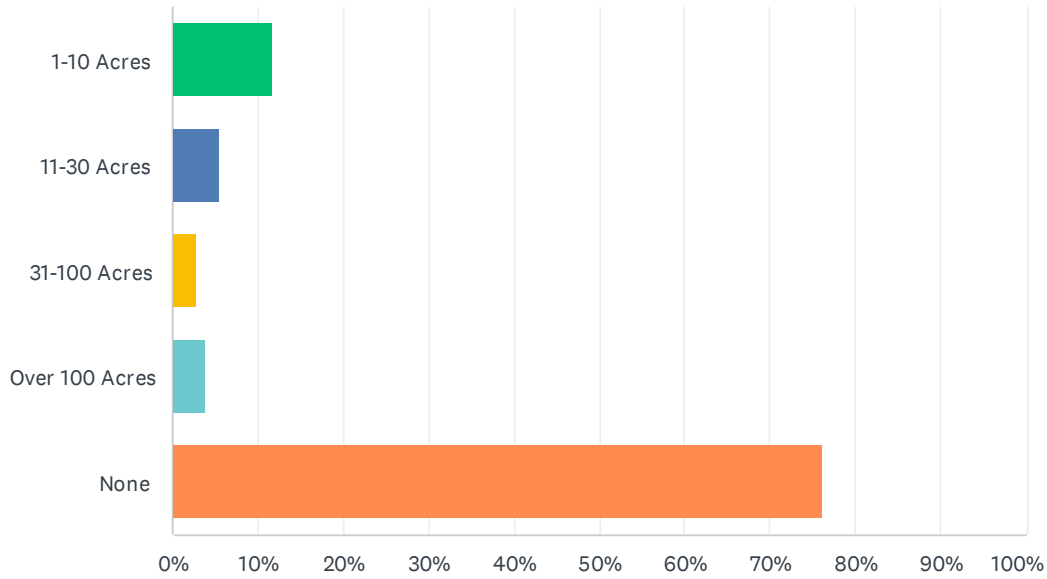
Answered: 183 Skipped: 0



ANSWER CHOICES	RESPONSES	
0-2 Acres	24.04%	44
3-4 Acres	13.66%	25
5-9 Acres	26.23%	48
10-20 Acres	16.39%	30
Over 20 Acres	19.67%	36
TOTAL		183

Q7 Do You Own any Land in Town in Addition to the Lot occupied by Your Dwelling?

Answered: 180 Skipped: 3



ANSWER CHOICES	RESPONSES	
1-10 Acres	11.67%	21
11-30 Acres	5.56%	10
31-100 Acres	2.78%	5
Over 100 Acres	3.89%	7
None	76.11%	137
TOTAL		180

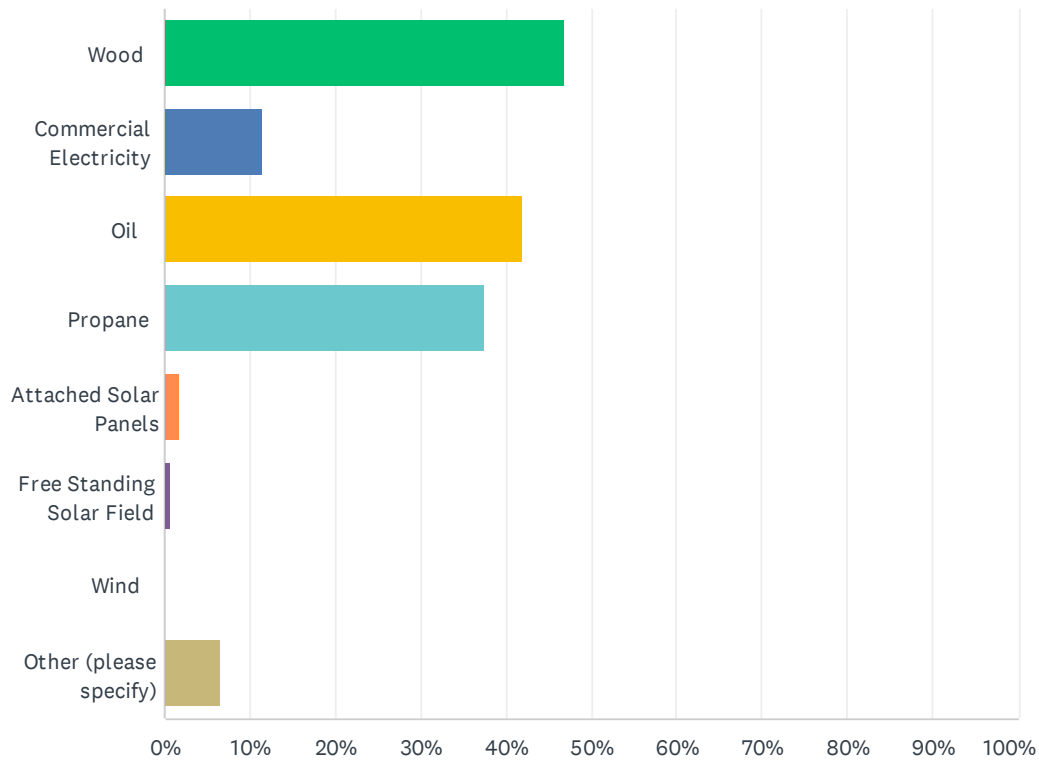
Q8 Please give the number of all members of your household for each Age Range:

Answered: 179 Skipped: 4

ANSWER CHOICES	RESPONSES	
0-5 Years	21.79%	39
6-18 Years	30.17%	54
19-45 Years	46.37%	83
46-65 Years	58.66%	105
Over 65 Years	36.87%	66

Q9 How is your Home principally Heated? Please check all that apply

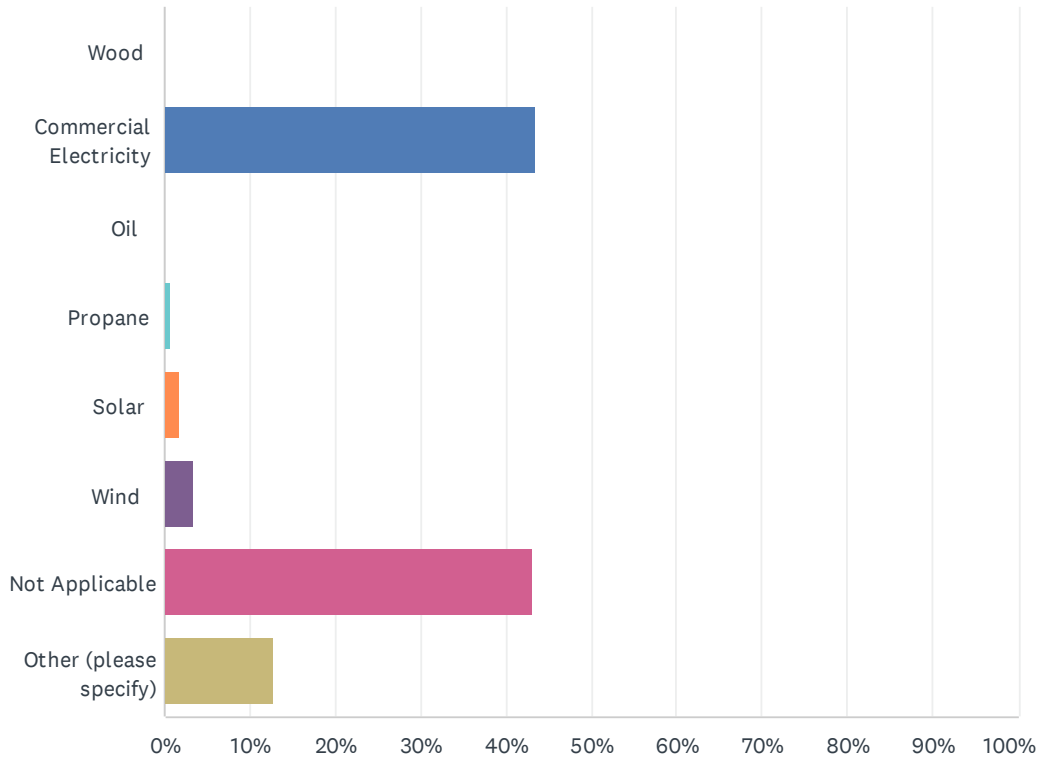
Answered: 181 Skipped: 2



ANSWER CHOICES	RESPONSES	
Wood	46.96%	85
Commercial Electricity	11.60%	21
Oil	41.99%	76
Propane	37.57%	68
Attached Solar Panels	1.66%	3
Free Standing Solar Field	0.55%	1
Wind	0.00%	0
Other (please specify)	6.63%	12
Total Respondents: 181		

Q10 How is your Home principally Cooled? Please check all that apply.

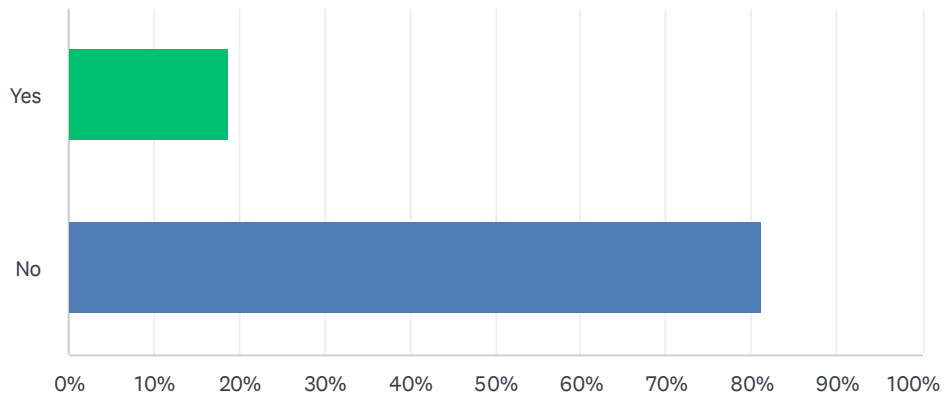
Answered: 179 Skipped: 4



ANSWER CHOICES	RESPONSES	
Wood	0.00%	0
Commercial Electricity	43.58%	78
Oil	0.00%	0
Propane	0.56%	1
Solar	1.68%	3
Wind	3.35%	6
Not Applicable	43.02%	77
Other (please specify)	12.85%	23
Total Respondents: 179		

Q11 Do you Keep and Breed non-pet Animals?

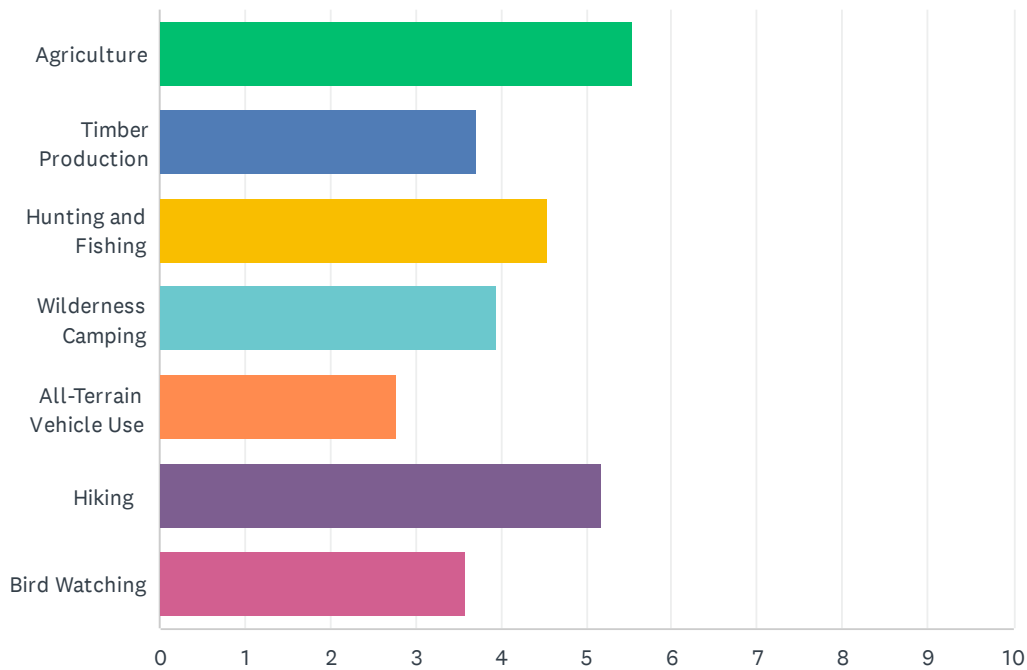
Answered: 181 Skipped: 2



ANSWER CHOICES	RESPONSES	
Yes	18.78%	34
No	81.22%	147
TOTAL		181

Q12 Please rate the importance you, personally, place on the following uses of Open Space here in Danbury. For each use you check please indicate a descending numerical priority in your view, with 1 being the highest.

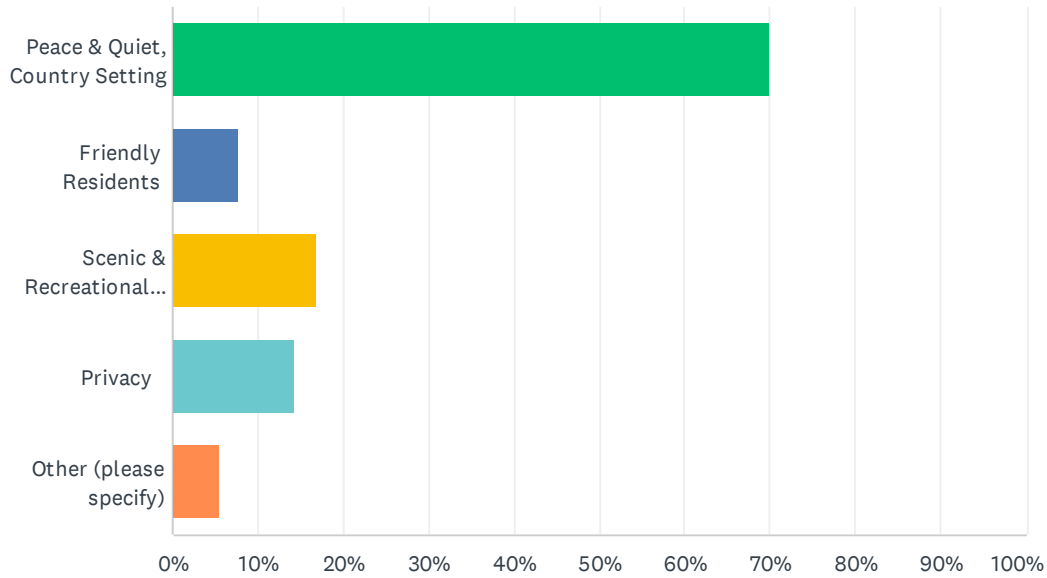
Answered: 179 Skipped: 4



	1	2	3	4	5	6	7	N/A	TOTAL	SCORE
Agriculture	44.58% 74	13.86% 23	10.84% 18	7.23% 12	10.24% 17	3.01% 5	3.61% 6	6.63% 11	166	5.55
Timber Production	4.38% 7	18.75% 30	11.25% 18	15.00% 24	9.38% 15	14.37% 23	16.88% 27	10.00% 16	160	3.70
Hunting and Fishing	9.70% 16	19.39% 32	22.42% 37	15.76% 26	14.55% 24	6.06% 10	4.24% 7	7.88% 13	165	4.55
Wilderness Camping	3.66% 6	9.15% 15	17.68% 29	24.39% 40	10.98% 18	17.68% 29	1.83% 3	14.63% 24	164	3.94
All-Terrain Vehicle Use	5.56% 9	3.70% 6	4.94% 8	9.26% 15	14.20% 23	14.81% 24	27.78% 45	19.75% 32	162	2.78
Hiking	26.51% 44	23.49% 39	13.25% 22	9.04% 15	11.45% 19	7.83% 13	1.20% 2	7.23% 12	166	5.18
Bird Watching	7.32% 12	9.76% 16	13.41% 22	12.20% 20	15.24% 25	13.41% 22	16.46% 27	12.20% 20	164	3.58

Q13 What do you like most about Danbury? Please select just One

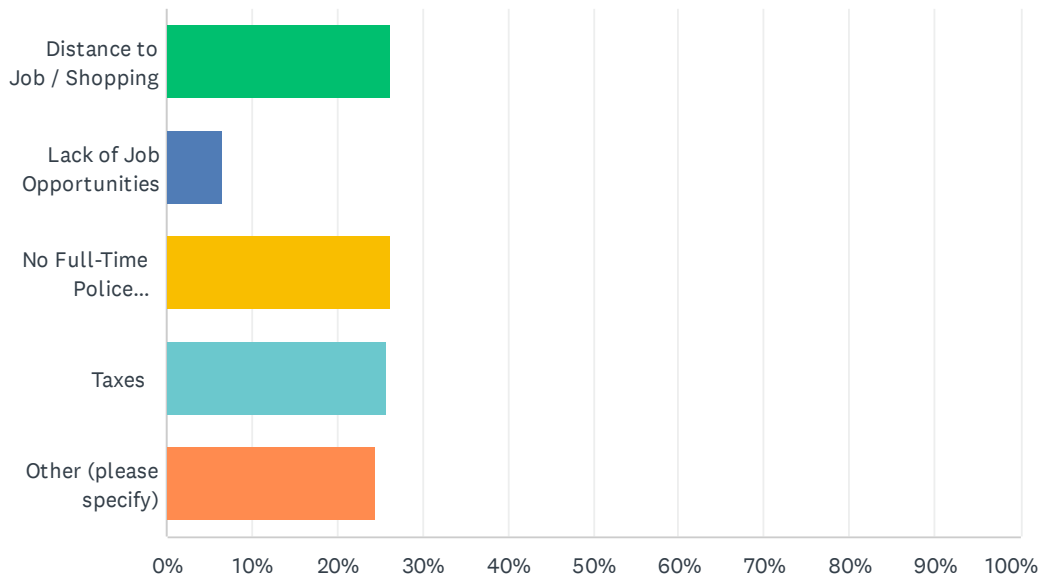
Answered: 183 Skipped: 0



ANSWER CHOICES	RESPONSES	
Peace & Quiet, Country Setting	69.95%	128
Friendly Residents	7.65%	14
Scenic & Recreational Options	16.94%	31
Privacy	14.21%	26
Other (please specify)	5.46%	10
Total Respondents: 183		

Q14 What do you like least about Danbury? Please select just One

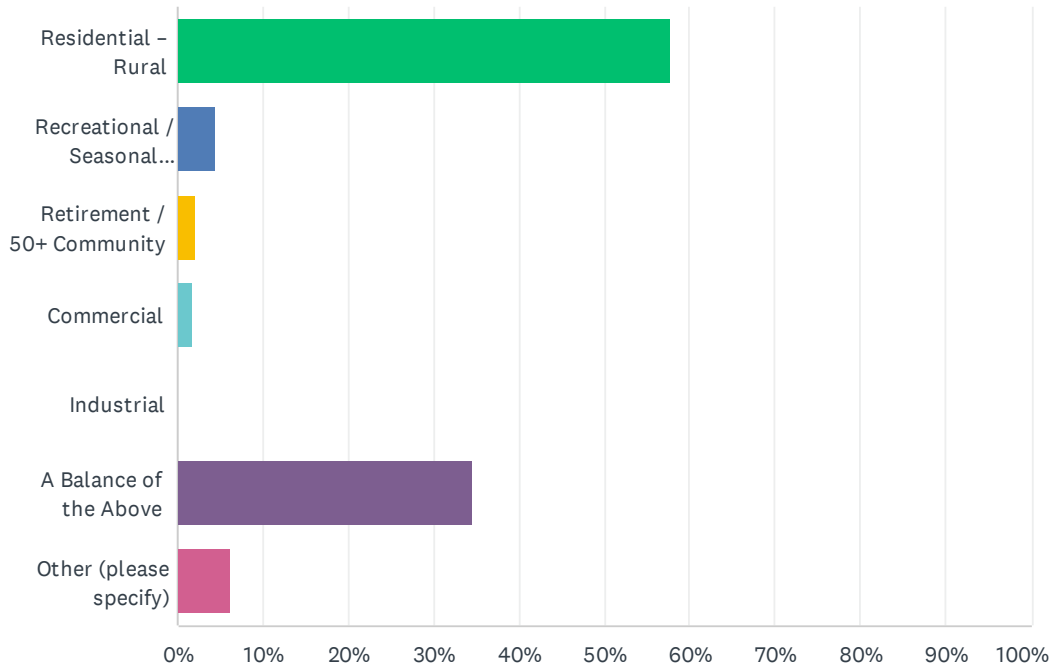
Answered: 179 Skipped: 4



ANSWER CHOICES	RESPONSES	
Distance to Job / Shopping	26.26%	47
Lack of Job Opportunities	6.70%	12
No Full-Time Police Protection	26.26%	47
Taxes	25.70%	46
Other (please specify)	24.58%	44
Total Respondents: 179		

Q15 What kind of Town do you, personally, feel Danbury should be in the future? Please Select Just One

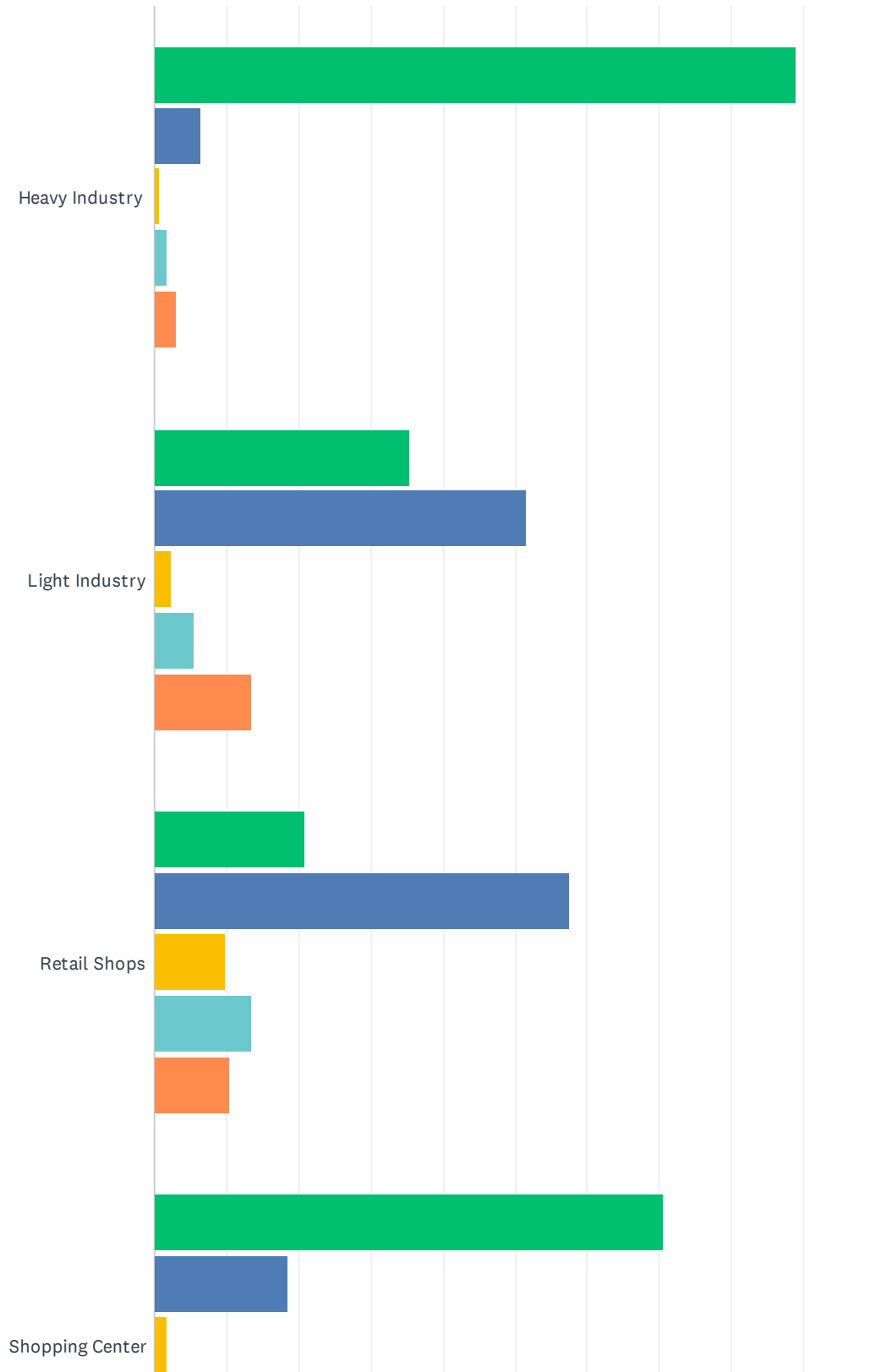
Answered: 180 Skipped: 3

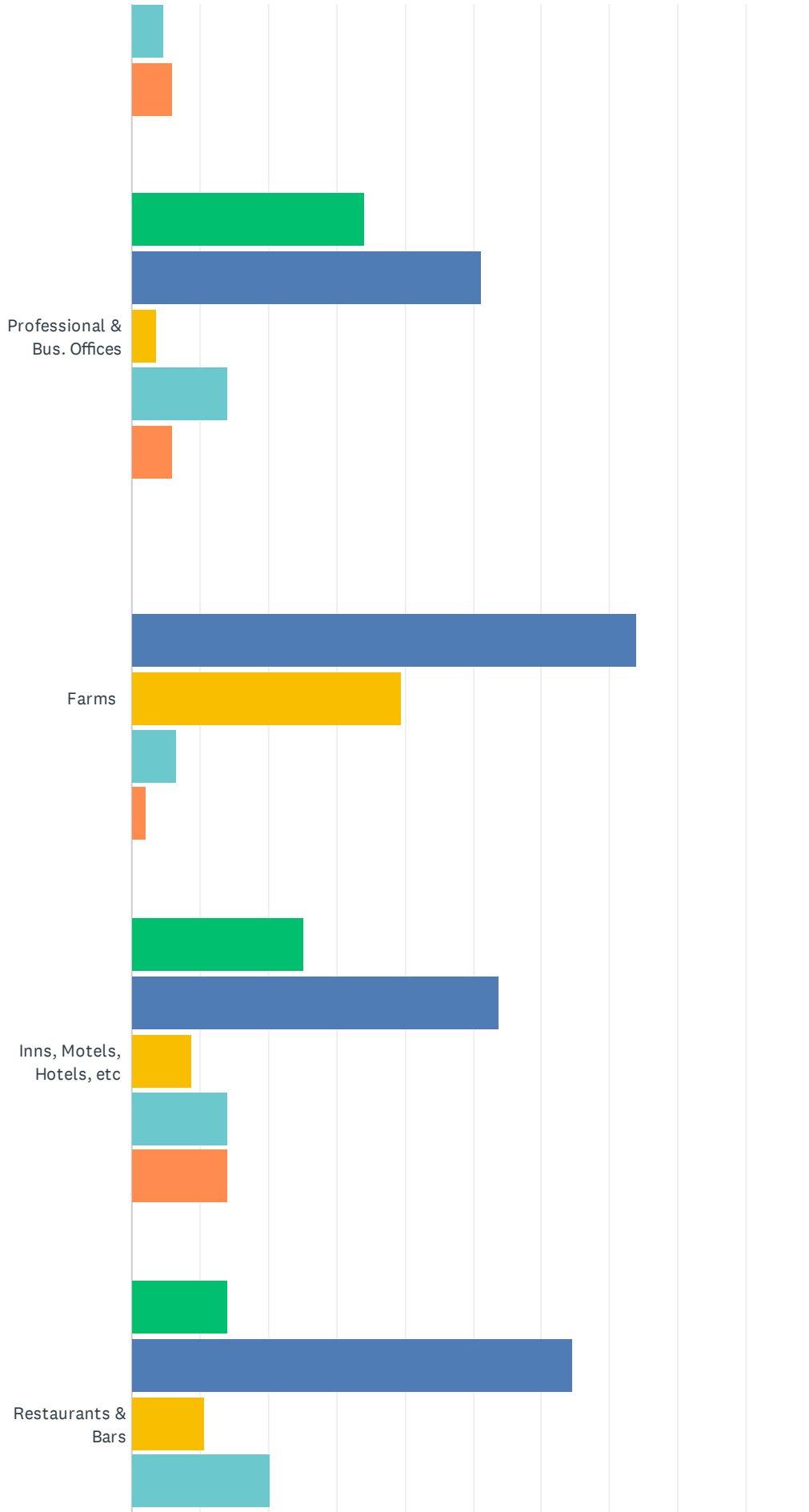


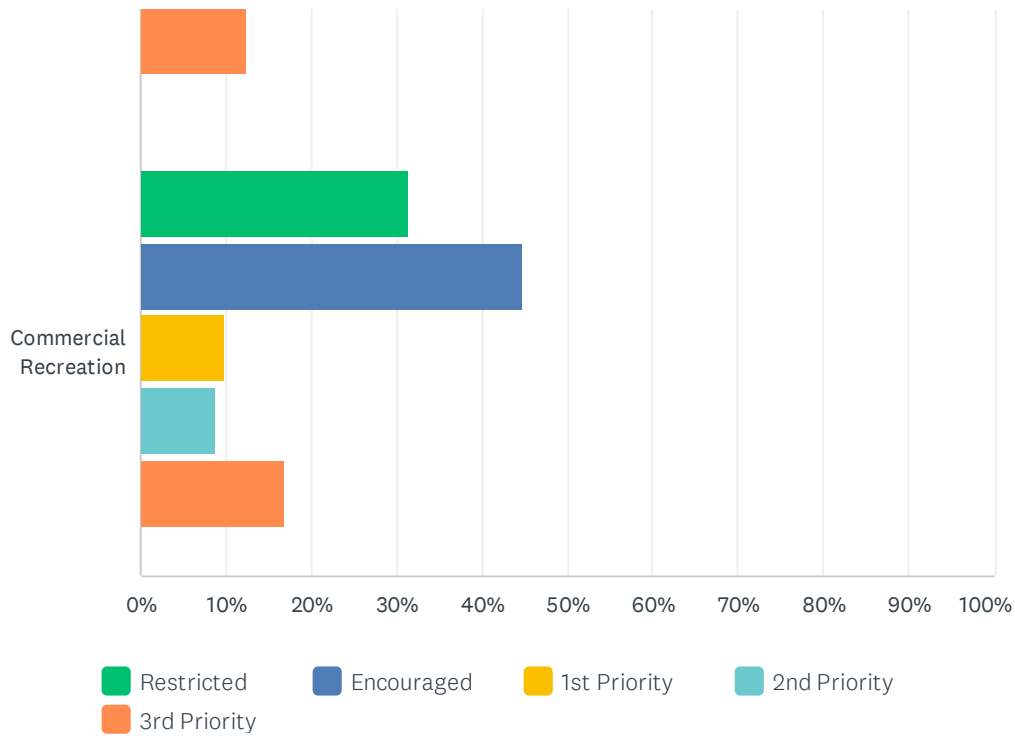
ANSWER CHOICES	RESPONSES	
Residential – Rural	57.78%	104
Recreational / Seasonal Residents	4.44%	8
Retirement / 50+ Community	2.22%	4
Commercial	1.67%	3
Industrial	0.00%	0
A Balance of the Above	34.44%	62
Other (please specify)	6.11%	11
Total Respondents: 180		

Q16 In planning for Danbury's Future which of the Following should be restricted or encouraged?

Answered: 182 Skipped: 1



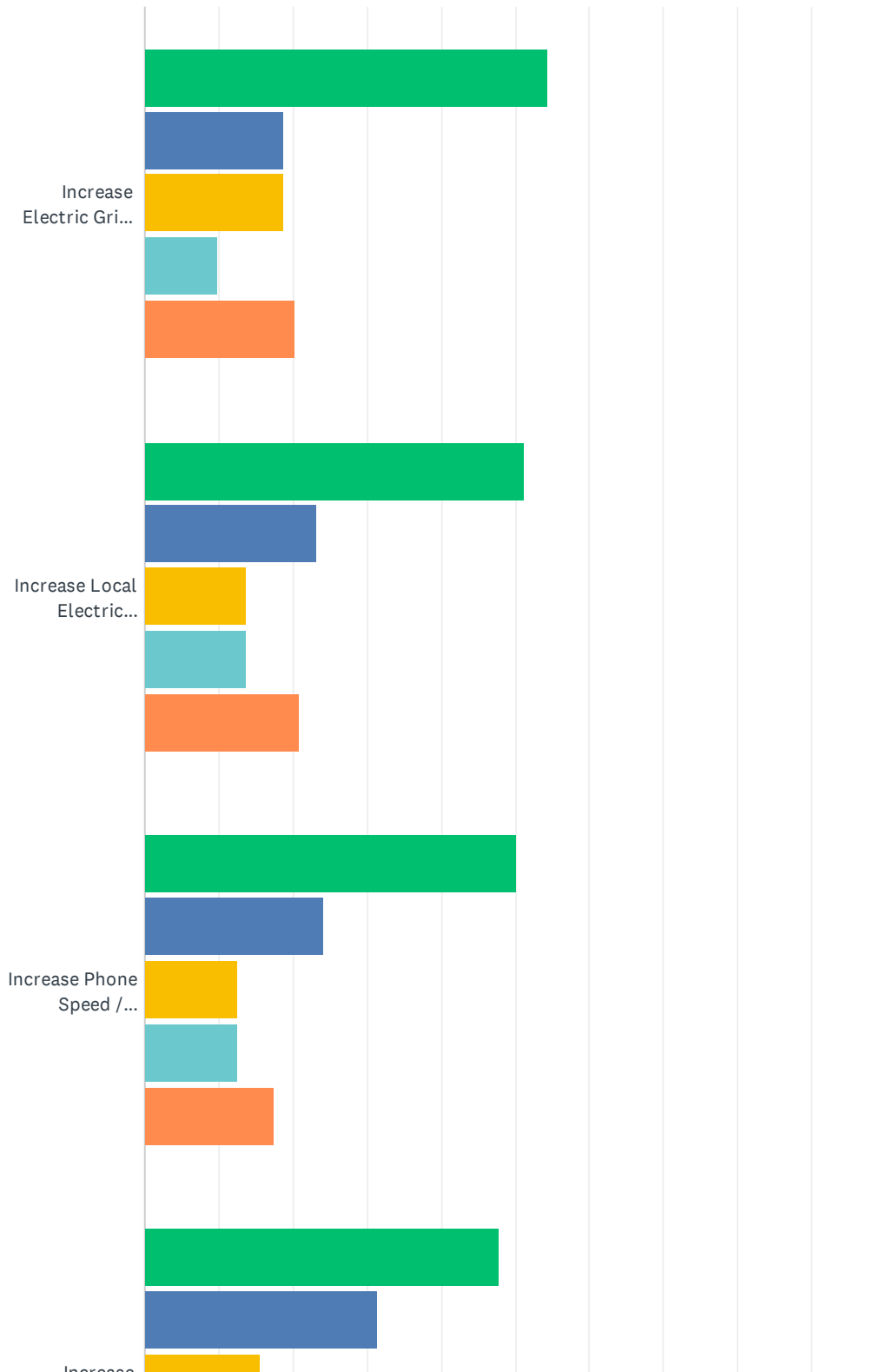


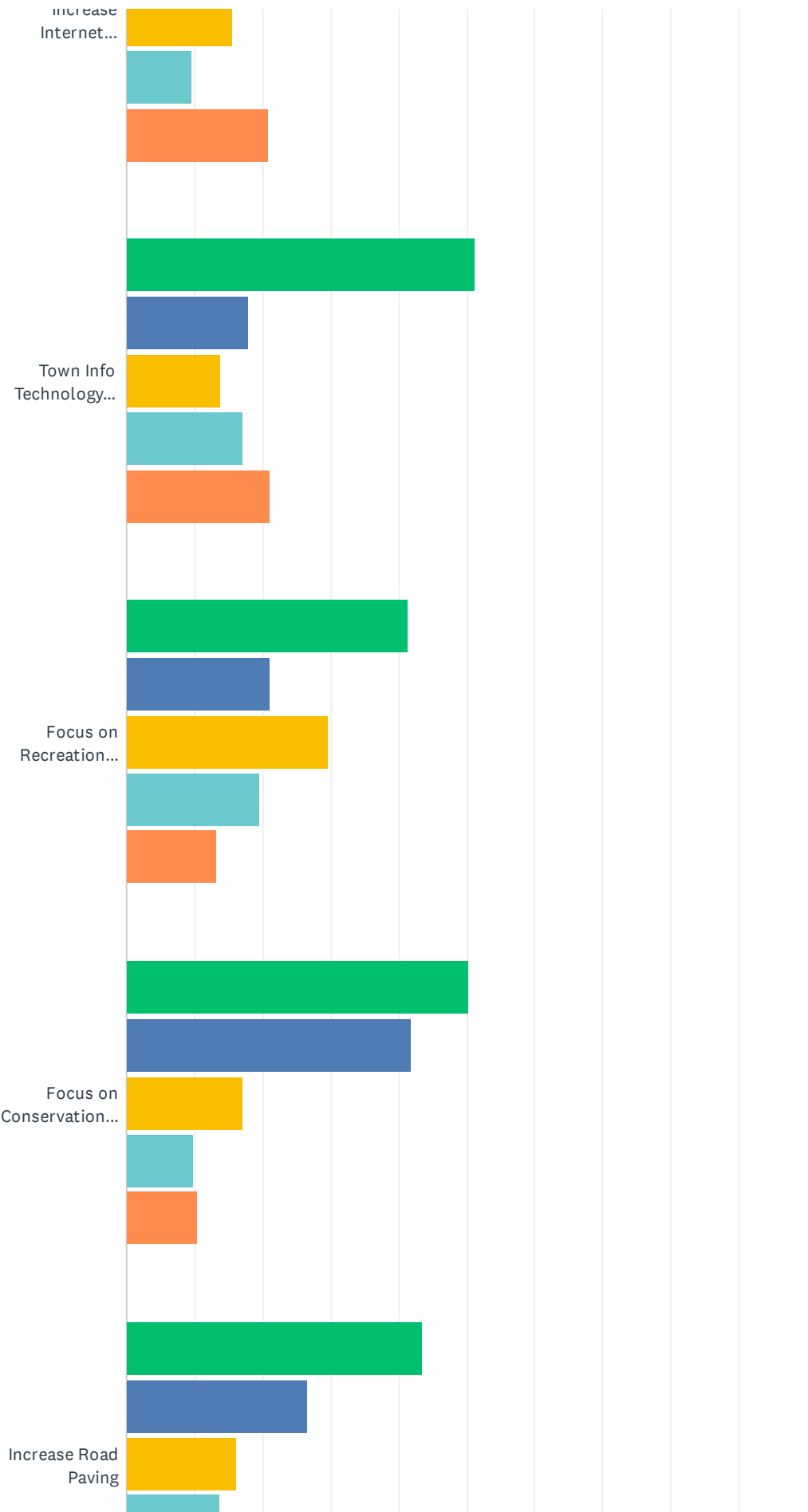


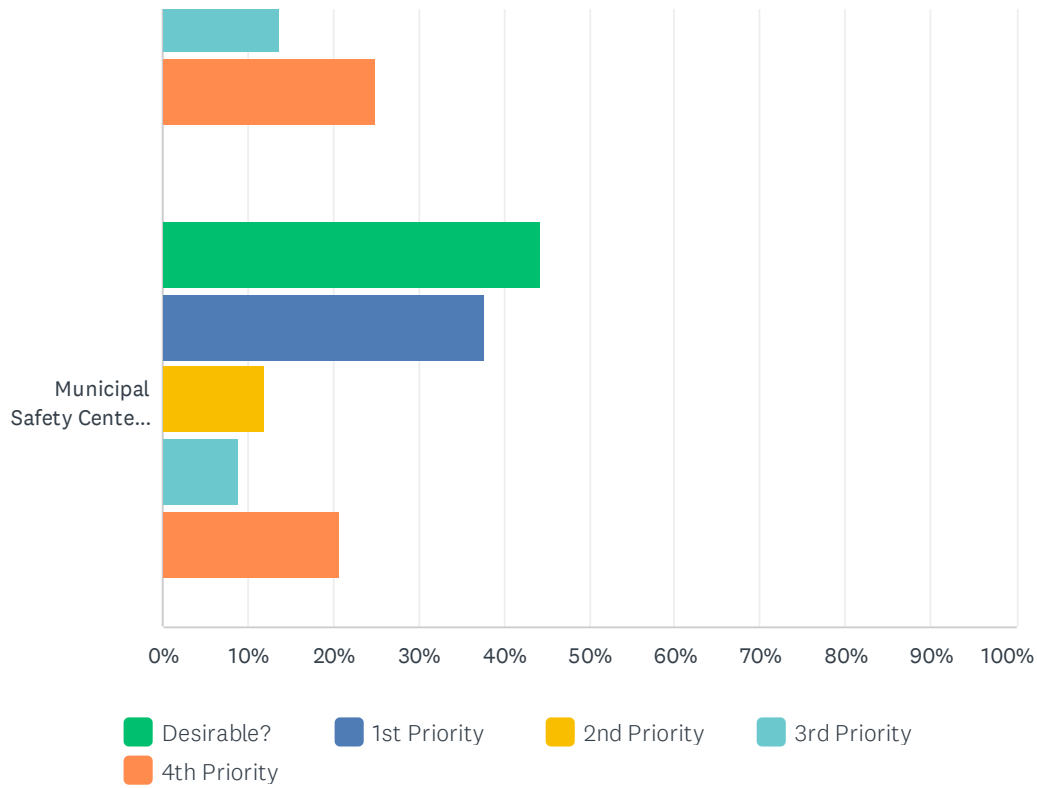
	RESTRICTED	ENCOURAGED	1ST PRIORITY	2ND PRIORITY	3RD PRIORITY	TOTAL RESPONDENTS
Heavy Industry	89.02% 154	6.36% 11	0.58% 1	1.73% 3	2.89% 5	173
Light Industry	35.39% 63	51.69% 92	2.25% 4	5.62% 10	13.48% 24	178
Retail Shops	20.93% 36	57.56% 99	9.88% 17	13.37% 23	10.47% 18	172
Shopping Center	70.66% 118	18.56% 31	1.80% 3	4.79% 8	5.99% 10	167
Professional & Bus. Offices	34.12% 58	51.18% 87	3.53% 6	14.12% 24	5.88% 10	170
Farms	0.00% 0	73.89% 133	39.44% 71	6.67% 12	2.22% 4	180
Inns, Motels, Hotels, etc	25.15% 43	53.80% 92	8.77% 15	14.04% 24	14.04% 24	171
Restaurants & Bars	14.04% 25	64.61% 115	10.67% 19	20.22% 36	12.36% 22	178
Commercial Recreation	31.40% 54	44.77% 77	9.88% 17	8.72% 15	16.86% 29	172

Q17 What sorts of Local Infrastructure should be Promoted in this Plan? Please Check all that apply, then add a descending Priority ranking for each You've Checked, with 1 being the highest.

Answered: 175 Skipped: 8



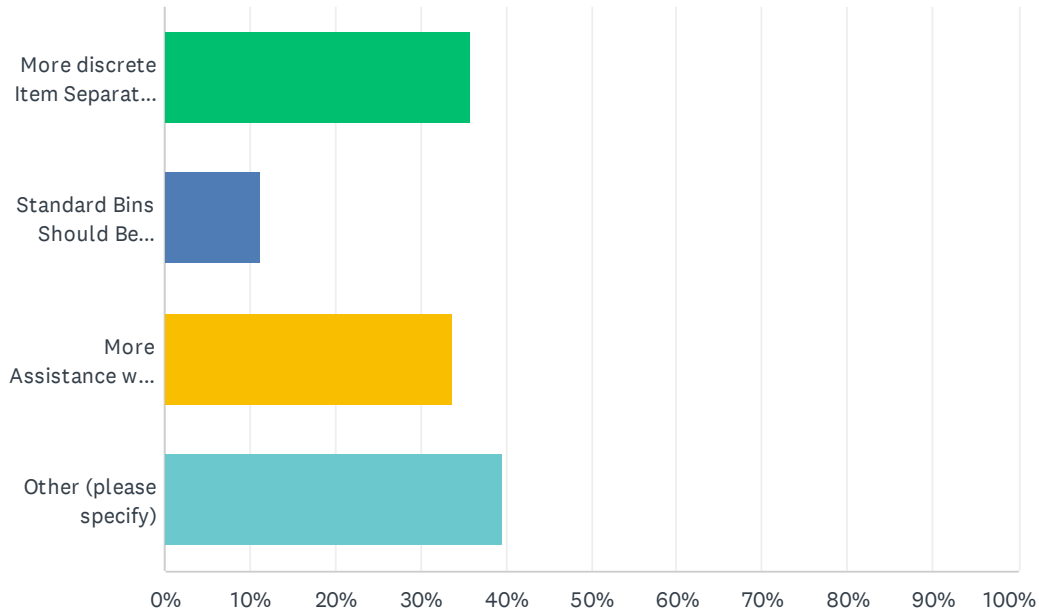




	DESIRABLE?	1ST PRIORITY	2ND PRIORITY	3RD PRIORITY	4TH PRIORITY	TOTAL RESPONDENTS
Increase Electric Grid Capacity	54.47% 67	18.70% 23	18.70% 23	9.76% 12	20.33% 25	123
Increase Local Electric Generation	51.20% 64	23.20% 29	13.60% 17	13.60% 17	20.80% 26	125
Increase Phone Speed / Capacity	50.00% 60	24.17% 29	12.50% 15	12.50% 15	17.50% 21	120
Increase Internet Availability	47.76% 64	31.34% 42	15.67% 21	9.70% 13	20.90% 28	134
Town Info Technology Capacity	51.22% 63	17.89% 22	13.82% 17	17.07% 21	21.14% 26	123
Focus on Recreation Commission	41.41% 53	21.09% 27	29.69% 38	19.53% 25	13.28% 17	128
Focus on Conservation Commission	50.33% 77	41.83% 64	16.99% 26	9.80% 15	10.46% 16	153
Increase Road Paving	43.55% 54	26.61% 33	16.13% 20	13.71% 17	25.00% 31	124
Municipal Safety Center (PD & FD)	44.44% 60	37.78% 51	11.85% 16	8.89% 12	20.74% 28	135

Q18 Please Comment on Your Vision for the Danbury Transfer Station's future.

Answered: 151 Skipped: 32



ANSWER CHOICES	RESPONSES	
More discrete Item Separation for Recycling is Needed	35.76%	54
Standard Bins Should Be Available for Residents	11.26%	17
More Assistance with Hazardous Waste Disposal	33.77%	51
Other (please specify)	39.74%	60
Total Respondents: 151		

Q19 What is the Best Thing about Living in Danbury?

Answered: 155 Skipped: 28

Q20 What is the One Change Danbury needs to Improve?

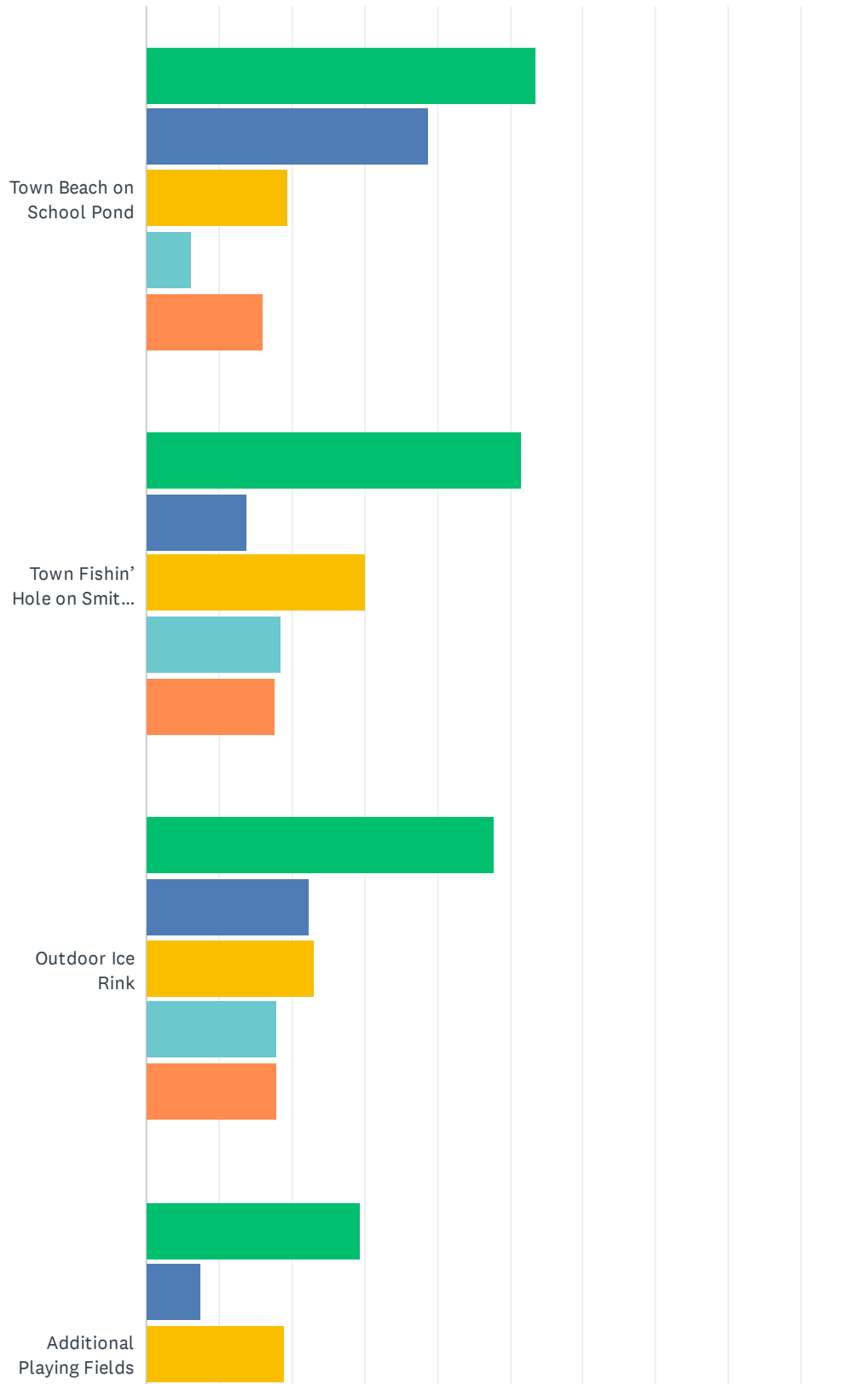
Answered: 138 Skipped: 45

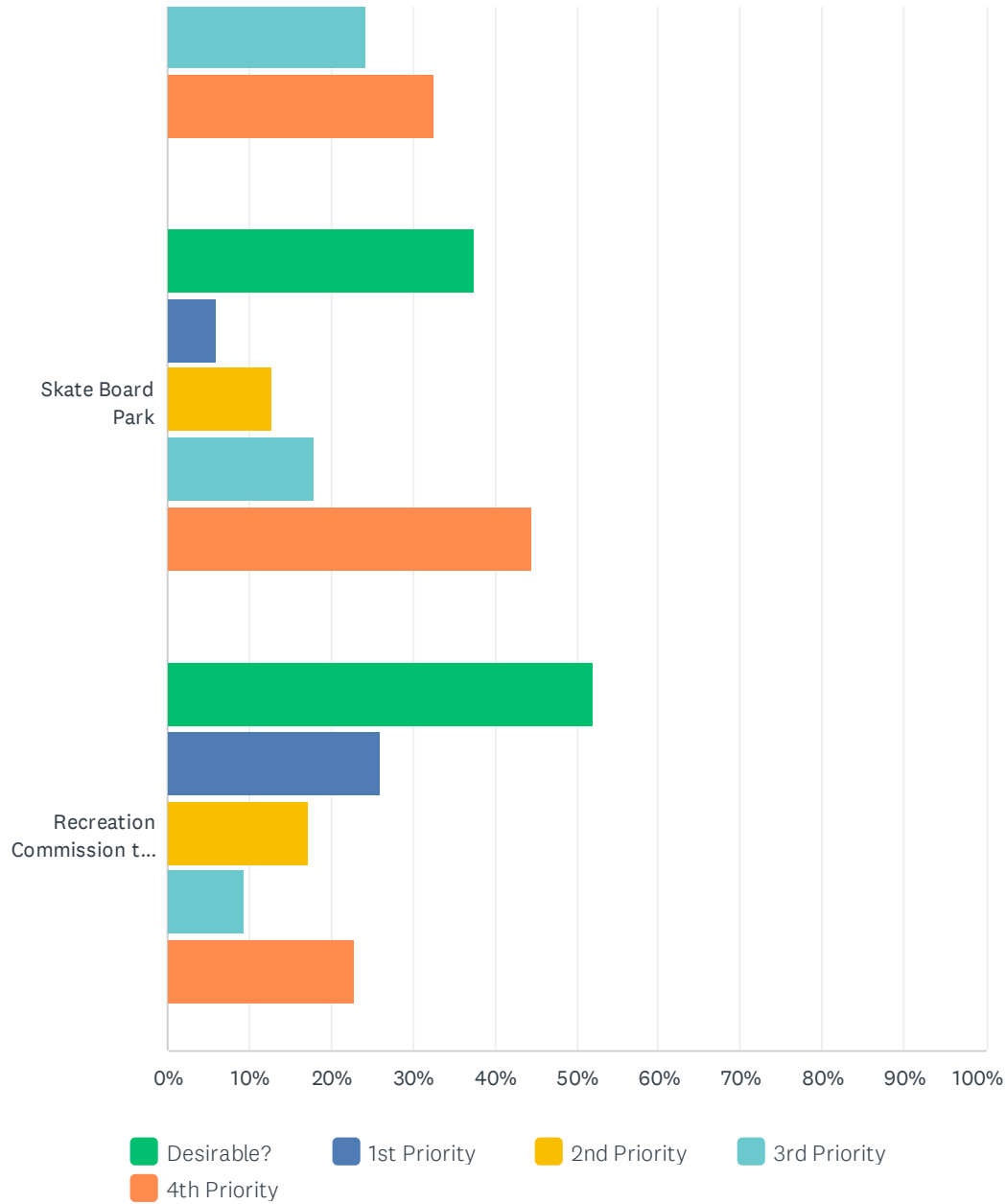
Q21 What is the One Thing Most Important Not to Change?

Answered: 139 Skipped: 44

Q22 What additional Recreational Facilities should Danbury Plan for? Please list all you favor, then add priority Rankings – 1 being Highest

Answered: 167 Skipped: 16

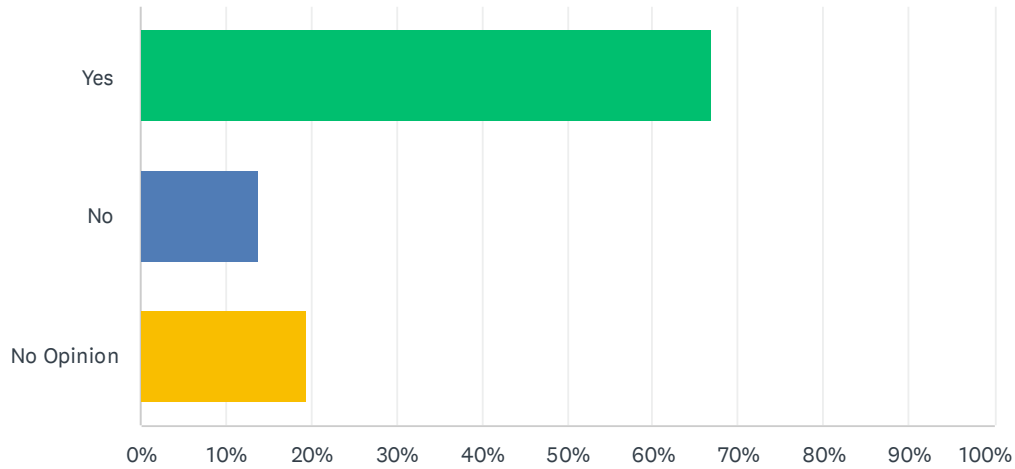




	DESIRABLE?	1ST PRIORITY	2ND PRIORITY	3RD PRIORITY	4TH PRIORITY	TOTAL RESPONDENTS
Town Beach on School Pond	53.47% 77	38.89% 56	19.44% 28	6.25% 9	15.97% 23	144
Town Fishin' Hole on Smith River	51.54% 67	13.85% 18	30.00% 39	18.46% 24	17.69% 23	130
Outdoor Ice Rink	47.76% 64	22.39% 30	23.13% 31	17.91% 24	17.91% 24	134
Additional Playing Fields	29.47% 28	7.37% 7	18.95% 18	24.21% 23	32.63% 31	95
Skate Board Park	37.62% 38	5.94% 6	12.87% 13	17.82% 18	44.55% 45	101
Recreation Commission to Oversee Rec Activities	51.97% 66	25.98% 33	17.32% 22	9.45% 12	22.83% 29	127

Q23 Do you favor Town Purchase of property for Open Space Preservation?

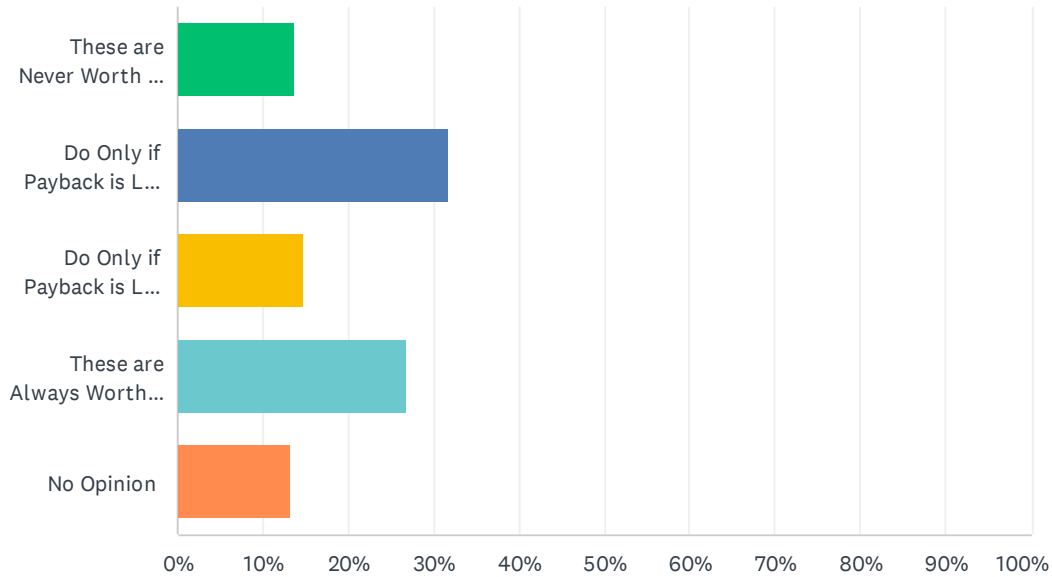
Answered: 181 Skipped: 2



ANSWER CHOICES	RESPONSES	
Yes	66.85%	121
No	13.81%	25
No Opinion	19.34%	35
TOTAL		181

Q24 Which Statement most closely Matches Your Opinion regarding Renewable Energy upgrades to Municipal Facilities?

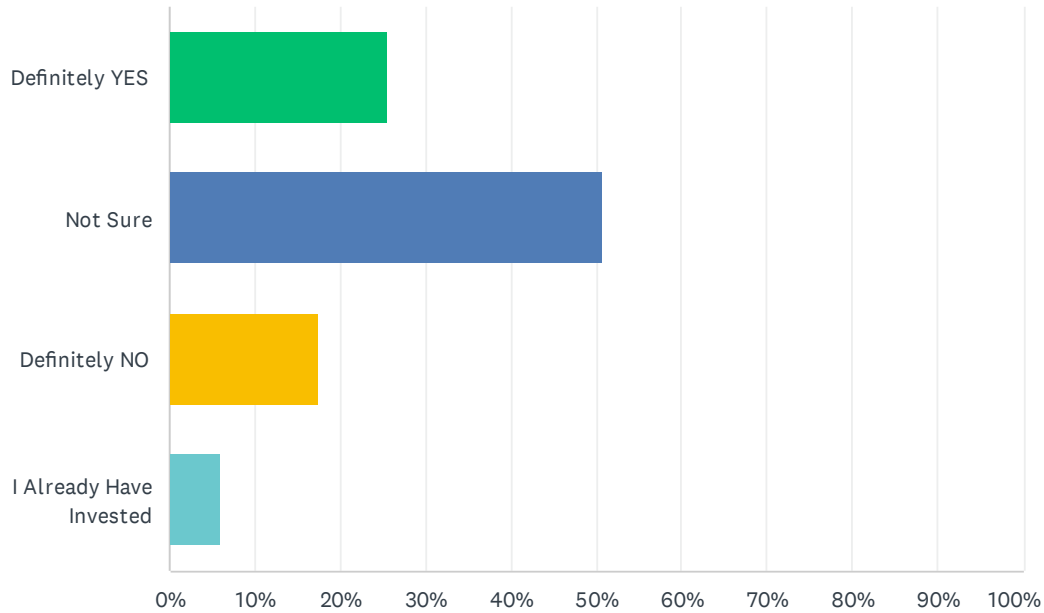
Answered: 183 Skipped: 0



ANSWER CHOICES	RESPONSES	
These are Never Worth the Investment	13.66%	25
Do Only if Payback is Less than 10 Years	31.69%	58
Do Only if Payback is Less than 20 Years	14.75%	27
These are Always Worth Doing, Regardless of Payback	26.78%	49
No Opinion	13.11%	24
TOTAL		183

Q25 Do You think You will be Investing in Clean Energy Projects for Your Property over the next 5 Years?

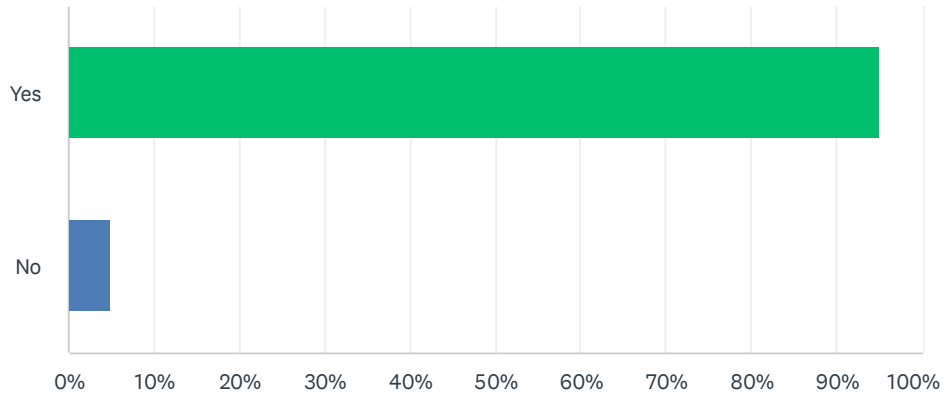
Answered: 183 Skipped: 0



ANSWER CHOICES	RESPONSES	
Definitely YES	25.68%	47
Not Sure	50.82%	93
Definitely NO	17.49%	32
I Already Have Invested	6.01%	11
TOTAL		183

Q26 Do You have Internet Access at Home Today?

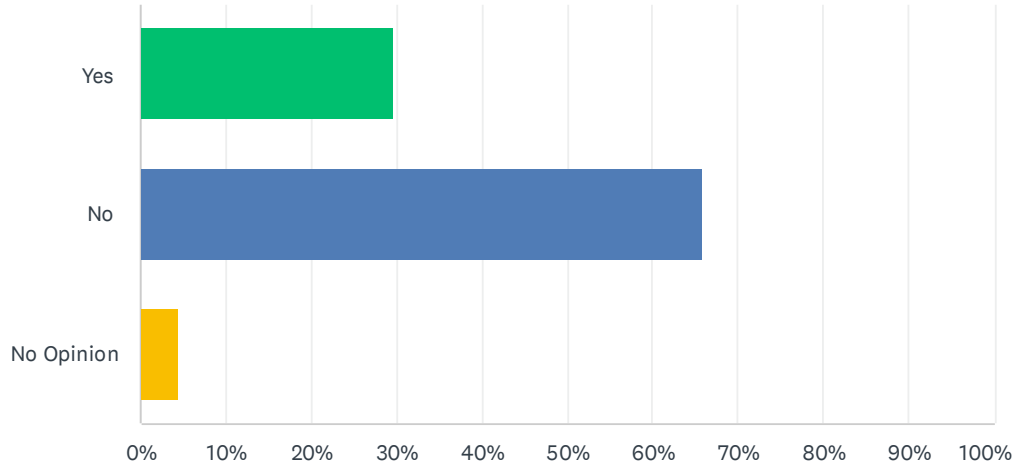
Answered: 183 Skipped: 0



ANSWER CHOICES	RESPONSES	
Yes	95.08%	174
No	4.92%	9
TOTAL		183

Q27 Can Your Day-to-Day Activities at Home take place Without Internet Access?

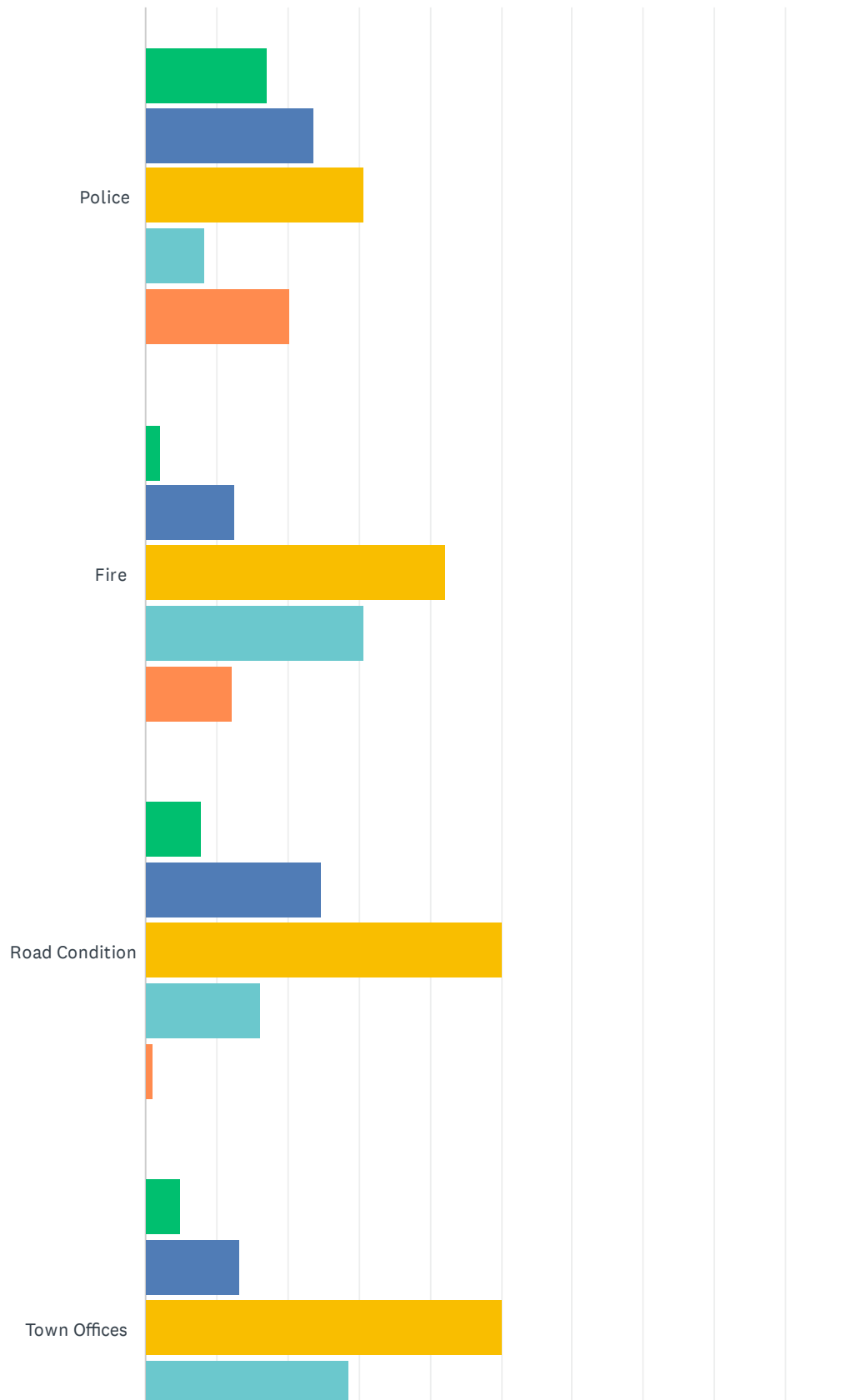
Answered: 182 Skipped: 1

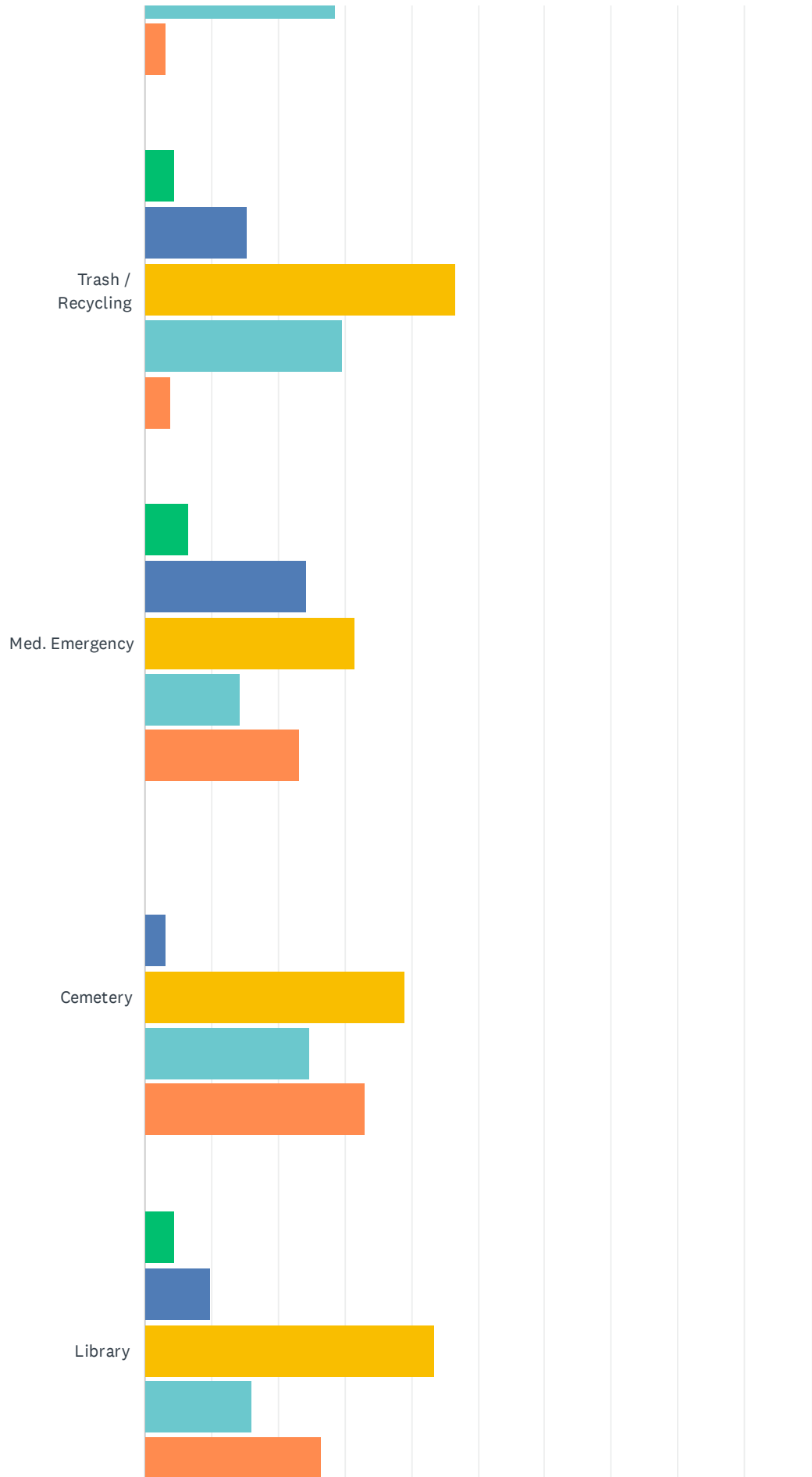


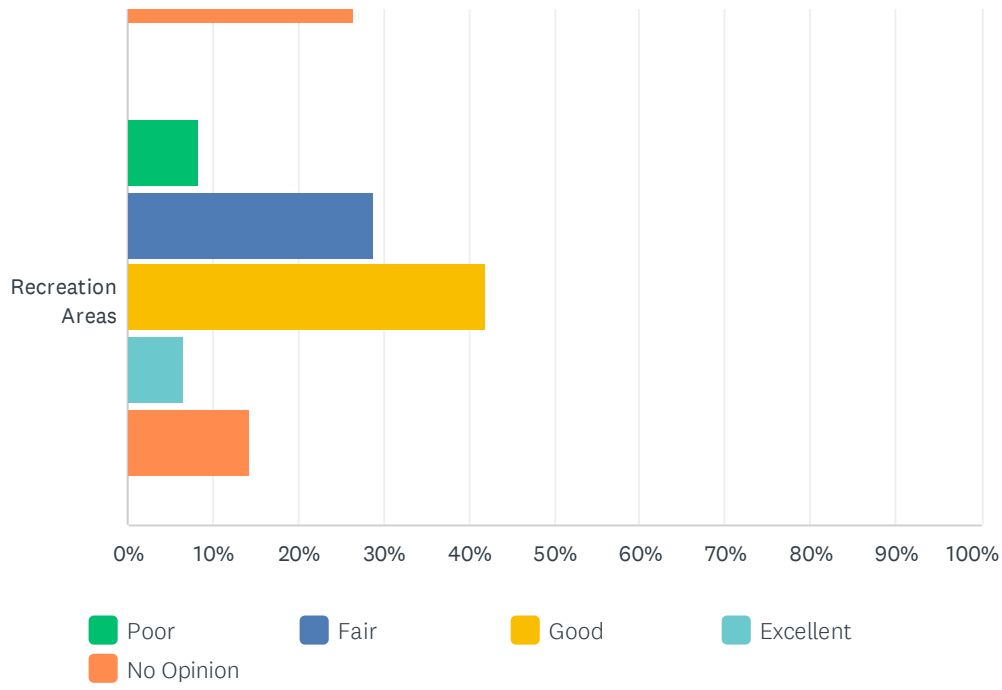
ANSWER CHOICES	RESPONSES
Yes	29.67% 54
No	65.93% 120
No Opinion	4.40% 8
TOTAL	182

Q28 Please Rate the Following Town Services as Provided Today:

Answered: 182 Skipped: 1







	POOR	FAIR	GOOD	EXCELLENT	NO OPINION	TOTAL
Police	17.03% 31	23.63% 43	30.77% 56	8.24% 15	20.33% 37	182
Fire	2.20% 4	12.64% 23	42.31% 77	30.77% 56	12.09% 22	182
Road Condition	7.87% 14	24.72% 44	50.00% 89	16.29% 29	1.12% 2	178
Town Offices	4.95% 9	13.19% 24	50.00% 91	28.57% 52	3.30% 6	182
Trash / Recycling	4.40% 8	15.38% 28	46.70% 85	29.67% 54	3.85% 7	182
Med. Emergency	6.63% 12	24.31% 44	31.49% 57	14.36% 26	23.20% 42	181
Cemetery	0.00% 0	3.30% 6	39.01% 71	24.73% 45	32.97% 60	182
Library	4.40% 8	9.89% 18	43.41% 79	15.93% 29	26.37% 48	182
Recreation Areas	8.29% 15	28.73% 52	41.99% 76	6.63% 12	14.36% 26	181

Q29 Please Offer any Suggestions You Have in Addition to The Above Questions

Answered: 59 Skipped: 124